



Welcome to Dominion Dealer University!

www.dduonline.com

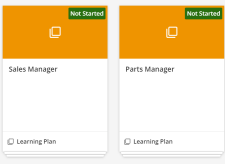
Excited to start with VUE DMS? Nervous about learning a new program?
No worries! We've got you covered.

Let's get you ready to use VUE DMS!
Complete these simple steps and you'll be ready to hit the ground running.

#1

Start learning here

Complete all of these interactive courses selected for you.



Step #1 - Complete all of the interactive courses assigned to you. Each learning plan will have several courses to complete.

Note: Complete these courses before you take the live webinars. The content shared in the webinars builds on the information taught in the courses.

Step #2 - Register for Live Webinars.

For each of the live webinars listed, click to select the session time that best works for your schedule, and be sure to click "Enroll into this session."

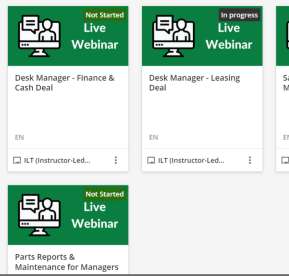
Note: Each webinar is offered multiple times each week. You will want to select a time for each of the webinars listed.

#2

Register for Live Webinars

Click on each webinar to select the best time for you.

Each webinar will have three available times per week.



Step #3 - Attend Live Webinars - use the calendar to keep track of your webinars.

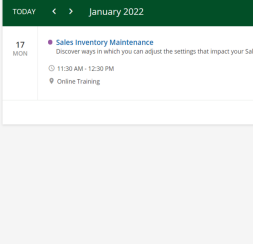
Time to join the live webinar? Come back to Dominion Dealer University and click on the session from the calendar. Open the webinar from the link.

Note: Did you lose the email with the webinar link? No problem. You can join the session from the website. Much easier than hunting down the confirmation email.

#3

Attend Webinars

Join your webinar from the link at the scheduled webinar time.



Looking for even more training?

[Click Here](#)

Check out these additional interactive courses. Click on the course to learn more about what is covered.

Join a live webinar to learn other areas in VUE DMS. Click on the webinar to register for a time.

[Click Here](#)

Ready for more live webinars?