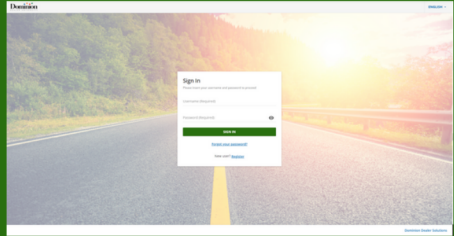




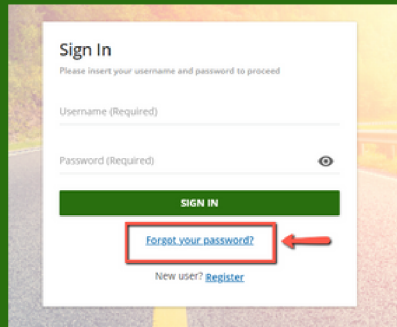
Step 1:

Navigate to
dduonline.com.



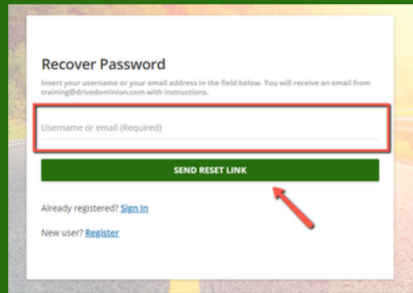
Step 2:

Select "Forgot your
password" just below
the sign in area.



Step 3:

Enter your Username or
email address, then click
"Send Reset Link."



Step 4:

You will receive a password reset link sent to the email address associated with your Dominion Dealer University account within in a few hours. Please be aware that password reset requests are system generated and may take several hours.